

# COTECH



## PPCR

**EXTENDABLE / PUSH-PULL / ROTATING WINGS**



89, Villeray Street, L'Isle-Verte

1 800 898-4440

[www.cotech.ca](http://www.cotech.ca)

EQUIPMENT  
MANUFACTURER

SNOWPLOW

EXCAVATION


AGRICULTURAL



# PPCR FOR TRACTORS



- **The snow plow reference for push-pull snow removal operations.**
- **The extension slides feature 3 points of contact for enhanced rigidity, ensuring a smooth and seamless cleared pass.**
- **The rotating wings are intuitive and easy to operate, minimizing the learning curve and adaptation for operators.**
- **In push mode, the rotating wings allow for greater snow capacity, boosting operational speed and overall profitability.**
- **Designed for residential, light commercial, condos & apartments, and gas stations applications.**
- **Compatible with tractors from 4,000 to 14,000 lbs.**



**PPCR30610-F  
with F4INV**

**PPCR30712-F  
with F44P**

**PPCR34712-HD-F  
with F54P**




# PARALLEL LIFTING SYSTEMS




- The **F4INV**, **F44P** & **F54P** parallel lifting systems offer unmatched visibility and operational precision, enhancing overall productivity.
- Compact tractor lifting systems improve maneuverability and reduce the load on the tractor's front axle.
- Easy to operate near obstacles and reduces the risk of accidents.
- **Engineered specifically for snow removal**, our lifting systems are mounted on the tractor frame to deliver optimal equipment performance and operator safety.
- **Compatible with tractors from 4,000 to 14,000 lbs.**



**F4INV**



**F54P**



**F44P**

## PPCR-F Technical Specifications

Model	Recommended Tractor	Lifting System	Width Closed	Width Open	Height	Push Mode Depth	Pull Mode Depth	Weight
PPCR30610-F	45 to 65 hp 4,000 to 6,000 lbs	F4INV	77"	125"	30"	22"	21"	1,275 lbs
PPCR30712-F			89"	149"	30"	22"	21"	1,430 lbs
PPCR30712-F	65 to 85 hp 6,000 to 8,000 lbs	F44P	89"	149"	30"	22"	21"	1,430 lbs
PPCR34712-HD-F	85 to 115 hp 7,000 to 12,000 lbs	F54P	90"	150"	34"	28.5"	25"	1,600 lbs
PPCR34813-HD-F			99"	159"	34"	28.5"	25"	1,900 lbs



# PPCR FOR LOADERS



- **Designed for push-pull snow removal in residential and commercial applications.**
- **The extension slides** are supported by 3 points of contact, increasing rigidity and delivering a consistent cleaning pass.
- Quick switching between push and pull modes boosts productivity and enhances operational versatility.
- The lateral float and constant pressure systems ensures plowing quality, regardless of the terrain conditions.
- **The innovative PPCR-L attachment integrates the mechanical float, ground-level and trip system all into a single mechanism.**
- **Compatible with wheel loaders from 4,000 to 13,000 lbs.**



Loader



## PPCR-L Technical Specifications

Model	Recommended Loader/Tractor	Width Closed	Width Open	Height	Push Mode Depth	Pull Mode Depth	Weight
PPCR30610-L	4,000 to 8,000 lbs	77"	125"	30"	22"	21"	1,275 lbs
PPCR30712-L	5,000 to 8,000 lbs	89"	149"	30"	22"	21"	1,430 lbs
PPCR34712-HD-L	9,000 to 12,500 lbs	90"	150"	34"	28.5"	25"	1,600 lbs
PPCR34813-HD-L	10,000 to 13,000 lbs	99"	159"	34"	28.5"	25"	1,900 lbs






# PPCR FOR SKID STEERS



- Designed for push-pull light commercial snow removal operations in parking lots near buildings, between vehicles, and around curbs.
- The extension slides are supported by 3 points of contact, increasing rigidity and resulting in a seamless cleared pass.
- Fast switching between push and pull modes improves productivity and operational versatility.
- In push mode, the rotating wings allow for greater snow capacity, boosting operational speed and overall profitability.
- The innovative PPCR-SKST attachment integrates the mechanical floating position, ground level and trip system all into a single, efficient mechanism.
- Compatible with skid steers from 5,000 to 13,000 lbs.



## SKST



PPCR-SKST Technical Specifications							
Model	Recommended Skid Steer	Width Closed	Width Open	Height	Push Mode Depth	Pull Mode Depth	Weight
PPCR30610-SKST	5,000 to 8,000 lbs	77"	125"	30"	22"	21"	1,275 lbs
PPCR30712-SKST		89"	149"	30"	22"	21"	1,430 lbs
PPCR34712-HD-SKST	8,000 to 11,000 lbs	90"	150"	34"	28.5"	25"	1,600 lbs
PPCR34813-HD-SKST	10,000 to 13,000 lbs	99"	159"	34"	28.5"	25"	1,900 lbs





# PPCR PIVOT SYSTEM

- All PPCR models can be equipped with a hydraulic pivot. The hydraulic system is bolted onto the plow and can be added at any time.
- The central pivot enables snow to be pushed and cleared at a 30° angle on either side.
- The hydraulic pivot system improves turning capability when operating in push mode.
- Enhances maneuverability and operational precision, making it easier to navigate around obstacles.
- **Compatible with tractors, wheel loaders, and skid steers.**

## PPCR-DP-F for Tractors



## PPCR-DP-L for Loaders



## PPCR-DP-SKST for Skid Steers



# PPCR TRIP SYSTEM

- The trip system absorbs road imperfections, improving both operator safety and comfort.
- In push mode, the central section of the plow trips forward, reducing the impact on the equipment.
- The trip system comes standard on PPCR-L, PPCR-SKST, and PPCR-ATPF models.
- **Compatible with all PPCR models.**





# PPCR FEATURES & BENEFITS


- The only snow plow designed for push-pull snow removal operations.
- 4 plow dimensions to suit a variety of operational needs.
- Mechanical floating system. Let the plow's weight do the work.
- Trip system protects the equipment, snow plow, and operator.




**Extendable & Dependable**



**Wings Rotation in 1 Second**



**Constant Pressure System & Mechanical Float**



**Trip System**

## PPCR APPLICATIONS

• Residential

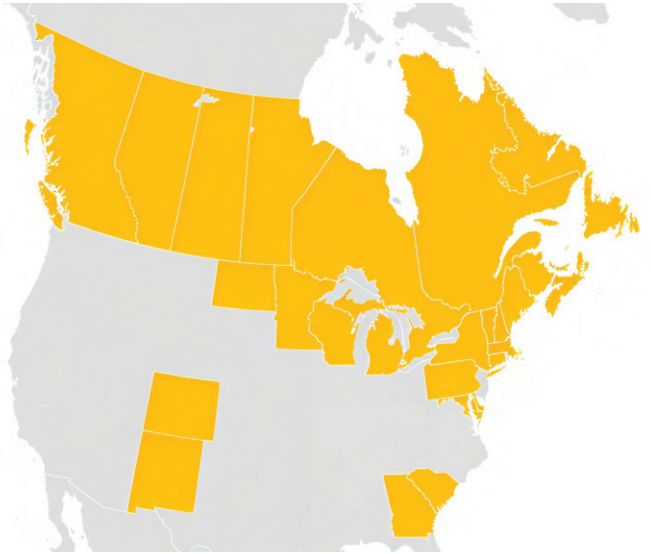
• Commercial

• Parking Lots



# NORTH AMERICAN FOOTPRINT

- Cotech is established in Canada and the United States, with over 300 locations serving a wide customer base. Our extensive dealer network provides convenient service points, stock our quality OEM parts, and is the most reliable way to keep your Cotech equipment operating relentlessly.



- **Local machinery dealer. Local support.**

- **10 Provinces.**

- **16 States.**



89, Villenay Street, L'Isle-Verte

1 800 898-4440

[www.cotech.ca](http://www.cotech.ca)

EQUIPMENT  
MANUFACTURER

SNOWPLOW

EXCAVATION

AGRICULTURAL